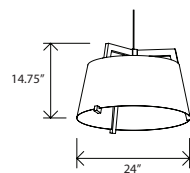
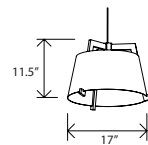


**Ignis 17 / Ignis 24**  
pendant

Dimensions Ignis 17 - 17" Ø - 11.5" H  
Dimensions Ignis 24 - 24" Ø - 14.75" H  
Solid wood, metal finish  
Product weight Ignis 17 - 7 lbs  
Product weight Ignis 24 - 11 lbs  
Light fixture specifications vary depending on options selected below  
Wood grain will vary



**MATERIAL & FINISH OPTIONS**

**Fixture Size:**

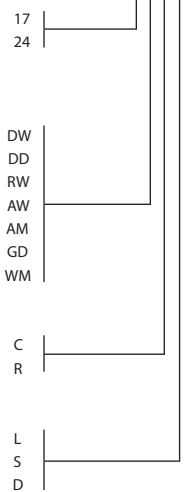
17" Ø  
24" Ø

**Standard Combinations**

**(Shade, Frame):**

- Distressed Brass, Walnut
- Distressed Brass, Dark Stained Walnut
- Brushed Brass, Walnut
- Brushed Aluminum, Walnut
- Brushed Aluminum, Maple
- Brushed Rose Gold, Dark stained Walnut
- Gloss White, Maple

Ignis part # 06 - 220 -



**Suspension Type:**

- Corded
- Rigid

**Lamping:**

- Integrated LED with diffuser
  - Universal Medium Base Socket without diffuser
  - Universal Medium Base Socket with diffuser
- (Integrated LED option always comes with a diffuser)

**Standard Combinations:** These are our stocked options that typically ship within 2-4 weeks. Custom combinations and options are available upon request.

**Suspension Type:**

- Corded:** SVT wire is used. 8' length provided, field adjustable, suitable for a sloped ceiling.
- Rigid:** stem comes 6' long and is field cuttable to length, 3/8" diameter.

**Lamping:**

**Integrated LED:** Light output - 1250 Lumens, Light color - 2700 K (warm), Color accuracy - 90+ CRI, Power usage - 13W, Dimmable (use TRIAC or ELV dimmer) Additional color temperatures as well as sunset dimming are available upon request.

**Universal Medium Base E26 Socket:** 17" Ignis contains 1 socket, 24" Ignis contains 3 sockets. 75W max per socket. (bulbs not included)

**Diffuser:**

Frosted white diffuser (CM-024). Diffuser is recommended when fixture location may allow for direct glare. Integrated LED option always comes with a diffuser.

**Suspension & Hardware Finish:**

Each standard combination (above) comes with either black or satin nickel suspension, canopy, and sockets.  
Black: DW, DD, RW, GD Satin Nickel: AW, AM, WM  
For corded versions: White cord is paired with satin nickel hardware, black cord is paired with black hardware.

**Canopies:**

- Integrated LED: Comes with a 2" deep, 5.5" diameter canopy to house the driver (3.25" x 2.25" x 1.25").
  - Universal Socket: Comes with a low profile 5" diameter canopy.
- 24" Ignis corded uses a 1/16" Ø steel cable for suspension.  
See page 36 for more canopy information.

**Material Codes:**

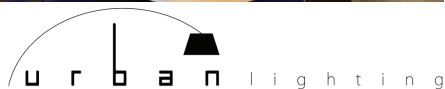
Shade: Distressed Brass (CM-009), Brushed Brass (CM-047), Brushed Aluminum, (CM-012), Rose Gold (CM-046), Gloss White (CM-054)  
Wood: Walnut (CM-050), Dark Stained Walnut (CM-002), Maple (CM-005)



distressed brass, walnut, rigid suspension, Ignis 24 above and below



*The Ignis and Imber were inspired by the same design principles that make Cerno and ICRAVE well suited to collaborate. Honesty, simplicity, elemental, timeless and quality are words that sit at the core of both companies' design ethos and we believe these light fixtures embrace these qualities well. Each fixture was reduced to its essential parts - frame and shade - highlighting the interplay of the components, and accentuating the clean lines of the form.*  
ICRAVE / Cerno



619.232.6064 | sales@urbanlighting.net | 301 4th Avenue | San Diego, CA 92101



Distressed Brass, Dark Stained Walnut

Brushed Brass, Walnut

Brushed Aluminum, Walnut

Brushed Aluminum, Maple

Brushed Rose Gold, Dark Stained Walnut

Gloss White, Maple