



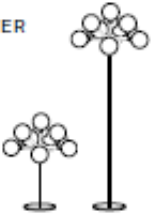





Harco Loor Design

Cluster series: Is available in several suspension, table floor and wall/ceiling options in clear or frosted diffusers. 10watt G4 12v halogen lamping. Please contact Urban Lighting for further details on this product selection.

<p>CLUSTER</p> 	<table border="1"> <tbody> <tr> <td>HL 4</td> <td>4 x 12V 10W G4</td> <td>∅ 30</td> <td>↓ 20</td> <td>cm</td> </tr> <tr> <td>HL 6</td> <td>6 x 12V 10W G4</td> <td>∅ 30</td> <td>↓ 20</td> <td>cm</td> </tr> <tr> <td>HL 11</td> <td>11 x 12V 10W G4</td> <td>∅ 50</td> <td>↓ 35</td> <td>cm</td> </tr> <tr> <td>HL 16</td> <td>16 x 12V 10W G4</td> <td>∅ 55</td> <td>↓ 35</td> <td>cm</td> </tr> <tr> <td></td> <td></td> <td></td> <td>↓ var.</td> <td>cm</td> </tr> <tr> <td colspan="5" style="text-align: center;">3 mm - Inox</td> </tr> </tbody> </table>  <p>GBU-2</p>	HL 4	4 x 12V 10W G4	∅ 30	↓ 20	cm	HL 6	6 x 12V 10W G4	∅ 30	↓ 20	cm	HL 11	11 x 12V 10W G4	∅ 50	↓ 35	cm	HL 16	16 x 12V 10W G4	∅ 55	↓ 35	cm				↓ var.	cm	3 mm - Inox				
HL 4	4 x 12V 10W G4	∅ 30	↓ 20	cm																											
HL 6	6 x 12V 10W G4	∅ 30	↓ 20	cm																											
HL 11	11 x 12V 10W G4	∅ 50	↓ 35	cm																											
HL 16	16 x 12V 10W G4	∅ 55	↓ 35	cm																											
			↓ var.	cm																											
3 mm - Inox																															
<p>CLUSTER</p> 	<table border="1"> <tbody> <tr> <td>WL/PL 4</td> <td>4 x 12V 10W G4</td> <td>∅ 30</td> <td>↓ 20</td> <td>cm</td> </tr> <tr> <td>WL/PL 6</td> <td>6 x 12V 10W G4</td> <td>∅ 35</td> <td>↓ 20</td> <td>cm</td> </tr> <tr> <td>PL 11</td> <td>11 x 12V 10W G4</td> <td>∅ 50</td> <td>↓ 35</td> <td>cm</td> </tr> <tr> <td colspan="5" style="text-align: center;">3 mm - Inox</td> </tr> </tbody> </table>  <p>GBU-2</p>	WL/PL 4	4 x 12V 10W G4	∅ 30	↓ 20	cm	WL/PL 6	6 x 12V 10W G4	∅ 35	↓ 20	cm	PL 11	11 x 12V 10W G4	∅ 50	↓ 35	cm	3 mm - Inox														
WL/PL 4	4 x 12V 10W G4	∅ 30	↓ 20	cm																											
WL/PL 6	6 x 12V 10W G4	∅ 35	↓ 20	cm																											
PL 11	11 x 12V 10W G4	∅ 50	↓ 35	cm																											
3 mm - Inox																															
<p>DESIGNS</p> <p>CLUSTER</p> 	<table border="1"> <thead> <tr> <th>TYPE</th> <th>TECHN.</th> <th colspan="2">DIM. & FRAME</th> <th>COLOR</th> </tr> </thead> <tbody> <tr> <td>TL 11</td> <td>11 x 12V 10W G4</td> <td>∅ 40</td> <td>↓ 60</td> <td>cm</td> </tr> <tr> <td>FL 11</td> <td>11 x 12V 10W G4</td> <td>∅ 45</td> <td>↓ 160</td> <td>cm</td> </tr> <tr> <td colspan="5" style="text-align: center;">3 mm - Inox</td> </tr> </tbody> </table>  <p>GBU-2</p>	TYPE	TECHN.	DIM. & FRAME		COLOR	TL 11	11 x 12V 10W G4	∅ 40	↓ 60	cm	FL 11	11 x 12V 10W G4	∅ 45	↓ 160	cm	3 mm - Inox														
TYPE	TECHN.	DIM. & FRAME		COLOR																											
TL 11	11 x 12V 10W G4	∅ 40	↓ 60	cm																											
FL 11	11 x 12V 10W G4	∅ 45	↓ 160	cm																											
3 mm - Inox																															