



Classic

BRUCK.
LEDRAbrands



900 ivory



901 black



902 gypsy red



903 larkspur blue



904 british racing green



905 aluminum



906 canary yellow



shown with Wire Guard Accessory

Description

Bruck's Classic spun aluminum shade crosses several design boundaries allowing for a nostalgic or even a modern look. Different light source options, mounting options and colors allow for a unique design. Classic's inspiration was the beautiful paint finishes of classic cars. The gorgeous automotive grade finish brings you back to a Chevy® showroom in 1957.

It is offered in matte chrome, chrome or bronze and is compatible with any Bruck line voltage track as well as Halo® single circuit for retrofit. Chrome and matte chrome finish provided with clear cord. Bronze finish provided with black cord. The pendant can be mounted from Bruck's field adjustable 4" Kiss Canopy and accepts GU24(LED/CLF) or medium base lamping options. Standard overall cable length of 59" can be field-cut or specified when ordering.

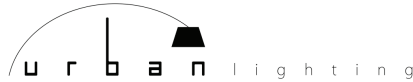
Accessory Part Number

900503mc matte chrome

Ordering Codes

Follow the steps to specify your fixture,

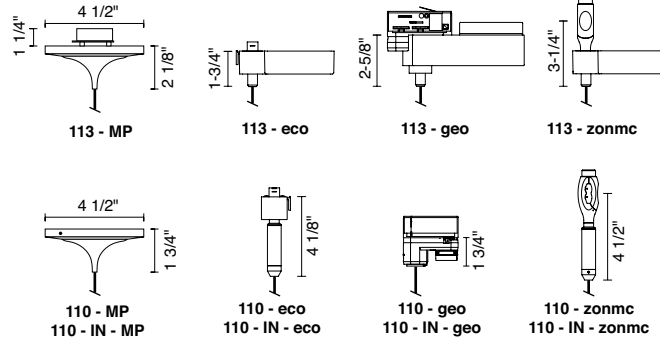
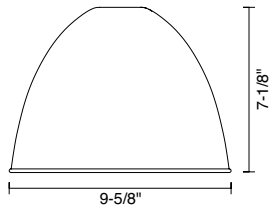
example:



619.232.6064 | sales@urbanlighting.net | 301 4th Avenue | San Diego, CA 92101

1 Light Source	2 Shade Color	3 Finish	4 Base Option*	5 Mounting Option
<p>113 LED</p> <p>110 line voltage</p>	<p>900 ivory</p> <p>901 black</p> <p>902 gypsy red</p> <p>903 larkspur blue</p> <p>904 british racing green</p> <p>905 aluminum</p> <p>906 canary yellow</p>	<p>bz bronze</p> <p>ch chrome</p> <p>mc matte chrome</p>	<p>GU24 base</p> <p>IN medium E26 base</p>	<p>MP 4" Kiss Canopy</p> <p>ecobk ECO/HALO black</p> <p>ecosv ECO/HALO matte silver</p> <p>ecowh ECO/HALO white</p> <p>geobk GEO black</p> <p>geosv GEO matte silver</p> <p>geowh GEO white</p> <p>zonmc Zonyx matte chrome</p>

NOTES:
*Options for 110 only. IN replaces standard GU24 base for medium E26 base



Light Source **113 - 1000lm LED** **110 - line voltage (GU24)** **110 - IN - line voltage (E26)**

Performance

LED CCT CRI LIFE	<ul style="list-style-type: none"> Nichia 757D 3000k SDCM: 3 MacAdam Ellipse, +/- 75 Kelvin >90 based on IESNA-LM80-2008: 70% of initial lumens after 60,000 hrs 	<ul style="list-style-type: none"> lamp dependent 	<ul style="list-style-type: none"> lamp dependent
---------------------------	--	--	--

Technical Specs

Socket Listing	<ul style="list-style-type: none"> integrated LED module ETLus Listed to UL1598, and UL1574 (Suitable for dry locations only) cETL Listed to CSA C22.2 #250.0 and #9.0 	<ul style="list-style-type: none"> GU24 base socket ETLus Listed to UL1598, and UL1574 (Suitable for dry locations only) cETL Listed to CSA C22.2 #250.0 and #9.0 	<ul style="list-style-type: none"> medium E26 base socket ETLus Listed to UL1598, and UL1574 (Suitable for dry locations only) cETL Listed to CSA C22.2 #250.0 and #9.0
----------------	---	--	--

Mounting

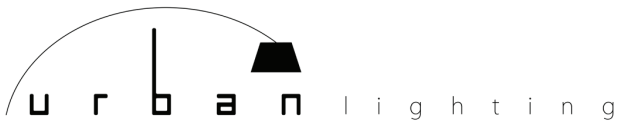
4" Kiss Canopy	<ul style="list-style-type: none"> 100-277VAC, 50/60Hz input 18W, 20VA Trailing Edge (ELV) dimming Mount to 3" - 4" round J-Box 	<ul style="list-style-type: none"> 120VAC input 28W, 28VA (max 28W lamp) Dimmable (with compatible lamp) Mount to 3" - 4" round J-Box 	<ul style="list-style-type: none"> 120VAC input 100W, 100VA (max 100W lamp) Dimmable (with compatible lamp) Mount to 3" - 4" round J-Box
Line Voltage Track	<ul style="list-style-type: none"> 100-277VAC, 50/60Hz input 18W, 20VA Trailing Edge (ELV) dimming Connects to line voltage adapter (ECO, GEO, Zonyx) 	<ul style="list-style-type: none"> 120VAC input 28W, 28VA (max 28W lamp) Dimmable (with compatible lamp) Connects to line voltage adapter (ECO, GEO, Zonyx) 	<ul style="list-style-type: none"> 120VAC input 100W, 100VA (max 100W lamp) Dimmable (with compatible lamp) Connects to line voltage adapter (ECO, GEO, Zonyx)

Warranty

<ul style="list-style-type: none"> 5 year limited fixture warranty 	<ul style="list-style-type: none"> 1 year limited fixture warranty 	<ul style="list-style-type: none"> 1 year limited fixture warranty
---	---	---



Made in the USA - meets the requirements of the Buy American provision within the ARRA



619.232.6064 | sales@urbanlighting.net | 301 4th Avenue | San Diego, CA 92101



Vintage LED Lamps for E26 base sockets

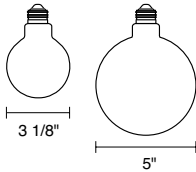


- Amber Glass Lamp with Thread LED
- Integrated Driver-Free System
- Suitable for Damp Locations
- Smooth Dimming System*
- 25,000 Hours Warranty
- Silicone Coated
- 95% Energy Savings

*Compatible with most electronic low voltage (ELV) dimmers



LED Globe Lamp



Ordering Codes
Follow the steps to specify your fixture,

example:

Ordering Code	Type	Base	Lumen	Wattage /EQV	MOL	MOD	CCT ²
LMP-G4030022K1	G40	E26	300lm	3.5W / 60W	7.0"	5.0"	2200K
LMP-G2518022K1	G25	E26	180lm	2.0W / 40W	4.5"	3.15"	2200K

LED Edison Lamp



Ordering Codes
Follow the steps to specify your fixture,

example:

Ordering Code	Type	Base	Lumen	Wattage /EQV	MOL	MOD	CCT ²
LMP-ED2118022K1	ST21	E26	180lm	2.0W / 40W	5.4"	2.45"	2200K

LED Tubular Lamp



Ordering Codes
Follow the steps to specify your fixture,

example:

Ordering Code	Type	Base	Lumen	Wattage /EQV	MOL	MOD	CCT ²
LMP-TB930022K1	T9	E25	300lm	3.5W / 60W	11.87"	1.15"	2200K

