

# Empatia 26 suspension

1819018A

## SPECIFICATIONS



### Design By

Carlotta de Bevilacqua  
Paola Di Arianello

### Collection

Design



### Specifications

Led type	14W C.O.B.*
Power consumption	16W
CCT (Correlated Color Temperature)	3000K
CRI (Color Rendering Index)	>80
Lumens output	710Lm
Light output ratio	44.38Lm/W
Life expectancy	36000Hrs
Control type	On/Off
Input Voltage	120-277V
Driver	ROAL - 1 X RSLD035-12

\*Integrated light source

### Colors & Finishes

☐ Clear & Frosted

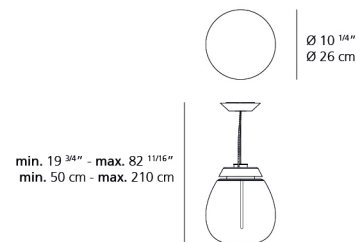
### Materials

- Base in die-cast aluminum
- Diffuser in hand blown glass
- Light pipe in low absorption coefficient methacrylate
- Plate within diffuser in aluminum

### Features & Accessories

- Diffuser allows the reflection of light without glaring and without losing efficiency
- Light pipe guides the light to the diffuser

### Dimensions



### Packaging

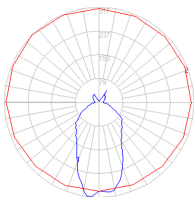
1 Box

1 x 13-5/16" x 13-5/16" x 19-3/16" / 11.24 lbs - 33.5 cm x 33.5 cm x 48.5 cm / 5.1 kg

**Empatia is also available as a floor, table, ceiling and suspension version, in several size options.**

### Light distribution

DIRECT



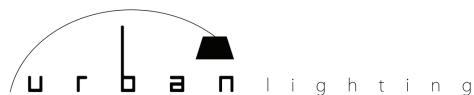
Red = Max Cd. Through Vertical plane  
Blue = Max Cd. Through Horizontal plane

### Luminaire weight

8.38 lbs / 3.8 kg

### Warranty

5 year Limited warranty



619.232.6064 | sales@urbanlighting.net | 301 4th Avenue | San Diego, CA 92101

last updated: 2016-01-19

We reserve the right to change specifications of our products.  
For the latest product information please visit [www.artemide.net](http://www.artemide.net)  
2015 © Artemide North America | All rights reserved

**Artemide**