








60 / 23.6"

Etch Web Pendant Brass

New addition to the much-loved Etch family. A space filling shade made from photo-etched sheets of pure brass, designed to cast atmospheric angular shadows when lit. Another experiment in our long running exploration of mathematics and geometry, an irregular pentagon shape is repeated 60 times across the body to create a total sphere. Etch Web in polished brass is astonishingly beautiful, with an ethereal visual attitude. A lamp is suspended within the centre to make it the ultimate shadow play pendant. Designed to add warmth and sophistication to the hallway, the hotel lobby or the dining room. Also available in stainless steel.

Process	Precision digitally etched from precious polished brass sheet.		
Year of Design	2015		
Material	Brass		
Product Code	ETW01B-PEUM		
	Shade (EU)	ETW01B	
	Fitting (EU)	SPA04EU	
Type	Pendant		
Colour	● Brass		
Cleaning Instructions	Clean with a soft dry cloth only. Do not use polishing agents, water or abrasive materials when cleaning. Always switch off the electricity supply before cleaning.		

	Bulb spec	E27 42W (max)		
	EU/UK	Bulb not included		
	Cable length	250cm/ 98.4in		
	Cable colour	● Black		
	Ceiling Rose			
	Diameter	12.5cm/ 4.9in		
	Colour	● Brass		
	Material	Brass-plated metal		
	Packaging (m)	H	W	D
	ETW01B	0.73	0.73	0.74
	SPA04EU	0.13	0.13	0.16
	Packaged weight (kg)			
	ETW01B	8.00		
	SPA04EU	0.65		
	Weight (kg)			
	ETW01B	TBC		
	SPA04EU	TBC		
	Dimensions (cm/in)			
	ETW01B	ø 60.0cm / 23.6in		

Available in Brass(as shown) or Stainless Steel

