



TXL

Joan Gaspar, 2007



Cast iron base with slate, and metallic stem, both with stainless cataphoresis treatment. Shade made of textile ribbons. Diffuser in white acid etched glass.

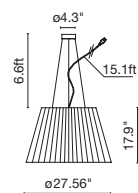
Structure

- Grey

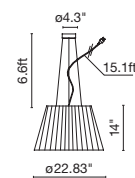
Shade

- White

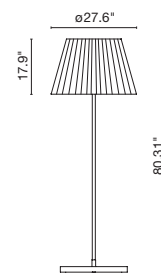
TXL Susp. 70



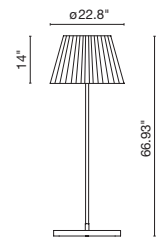
TXL Susp. 58



TXL 205



TXL 170



TXL Susp. 70 / TXL 205

2x E26 CFL TYPE T3 23W

TXL Susp. 58 / TXL 170

3x E12 CFL TYPE T2 11W

Black electrical cord



Suitable for wet locations

