

TXL

Joan Gaspar, 2007



Cast iron base with slate, and metallic stem, both with stainless cataphoresis treatment. Shade made of textilene ribbons. Diffuser in white acid etched glass.

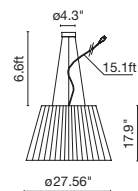
Structure

● Grey

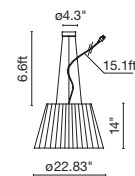
Shade

○ White

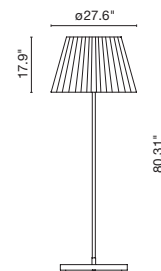
TXL Susp. 70



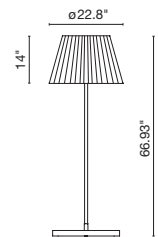
TXL Susp. 58



TXL 205



TXL 170



TXL Susp.70 / TXL 205

🔌 2x E26 CFL TYPE T3 23W

TXL Susp. 58 / TXL 170

🔌 3x E12 CFL TYPE T2 11W

Black electrical cord



Suitable for wet locations