

Logico suspension
Logico mini suspension
Logico micro suspension
Logico nano suspension

design

Michele De Lucchi
Gerhard Reichert
2001, 2002, 2003, 2006

Artemide®

Awards

Logico sospensione
Design Innovationen Design Zentrum
Nordrhein Westfalen
Reddot Design Award
2002 - Essen (Deutschland)
Logico sospensione micro
Design Plus, light + building
2004 - Frankfurt am Main (Deutschland)

Light emission



Suspension mounted luminaires for diffused LED, fluorescent, halogen or incandescent lighting for applications with a single diffuser unit or with an assembly of three, four or five diffuser units in a linear or nested configuration.

Materials: diffuser(s) in handblown venetian glass with satined finish • diffuser(s) supporting frame in die-cast aluminum with pale grey matte lacquered finish • frame supporting cables in stainless steel • ceiling canopy in steel with pale grey thermoplastic cover • mounting to standard electrical junction boxes and with provision for additional concealed ceiling fastening for triple configurations • newly redesigned to incorporate compact fluorescent option utilizing GU24 base with integrated ballast and lamp holder

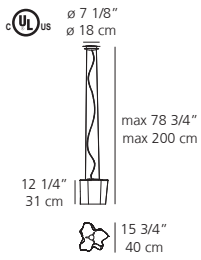
Suspensions à éclairage LED, fluorescent, halogène ou incandescent diffus; installation simple ou multiple permettant l'assemblage de trois ou quatre lampes pour obtenir une configuration en rangée ou emboîtée, avec possibilité de personnalisation.

Matériaux: diffuseur en verre soufflé à la main au fini satiné • support de diffuseur en aluminium moulé au fini laqué gris pâle • le support qui soutient les câbles est fait en acier inoxydable • monture pour le plafond en acier revêtu de thermoplastique gris pâle • se fixe aux boîtes de connexion électrique standard, comprend également tout le nécessaire pour l'installation en suspension triple • modèle repensé compatible avec les ampoules fluorescentes compactes, base GU24 avec ballast et douille de lampe intégrés

Luminarias colgantes para iluminación LED, fluorescente, halógena o incandescente difusa para utilizar con un solo difusor o con un conjunto de tres, cuatro o cinco difusores dispuestos de forma lineal o anidada.

Materiales: difusor/es de vidrio veneciano blanco soplado a mano con acabado satinado • soporte de difusor/es de fundición de aluminio con acabado laqueado mate de color gris pálido • cables de sostén de la estructura de acero inoxidable • tapa de techo de acero con revestimiento termoplástico de color gris pálido • montaje en caja de conexiones eléctricas estándar con accesorios para fijación oculta en techo para configuraciones triples • nuevo diseño que incorpora una opción fluorescente compacta que utiliza la base GU24 con balasto y portalámpara integrados



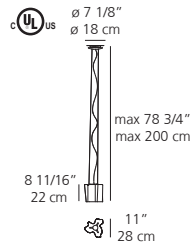


Logico suspension single

- LED E26/A19 1x17W dim. or
- FLU E26/twist 1x20W dim. or
- FLU E26/G30 1x16W non dim. or
- HAL E26/A19 1x75W or
- INC E26/A21 1x150W

fluorescent version

- FLU GX24q-3 1x26W

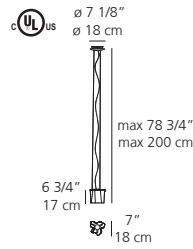


Logico mini suspension single

- LED E26/A19 1x17W dim. or
- FLU E26/twist 1x20W dim. or
- FLU E26/G30 1x16W non dim. or
- HAL E26/A19 1x75W or
- INC E26/A19 1x100W

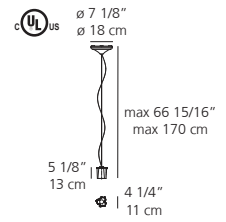
fluorescent version

- FLU GX24q-2 1x18W



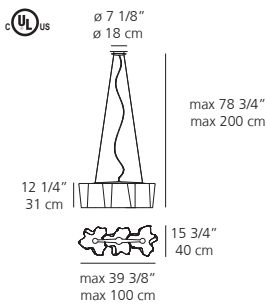
Logico micro suspension single

- LED E12 (cand) 1x3W or
- FLU E12 (cand) 1x9W or
- HAL E12/G16^{1/2} 1x40W or
- INC E12/G16^{1/2} 1x60W



Logico nano suspension single with ceiling canopy

- LED E12 (cand) 1x3W or
- FLU E12 (cand) 1x9W or
- HAL E12 (cand) 1x40W or
- HAL E12/G16^{1/2} 1x40W or
- INC E12/G16^{1/2} 1x60W

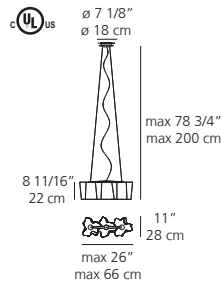


Logico suspension triple linear

- LED E26/A19 3x17W dim. or
- FLU E26/twist 3x20W dim. or
- FLU E26/G30 3x16W non dim. or
- HAL E26/A19 3x75W or
- INC E26/A21 3x150W

fluorescent version

- FLU GX24q-3 3x26W

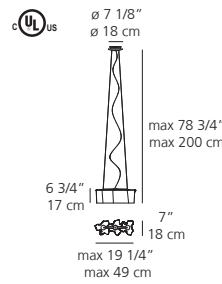


Logico mini suspension triple linear

- LED E26/A19 3x17W dim. or
- FLU E26/twist 3x20W dim. or
- FLU E26/G30 3x16W non dim. or
- HAL E26/A19 3x75W or
- INC E26/A19 3x100W

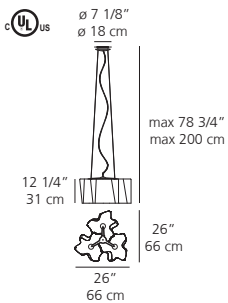
fluorescent version

- FLU GX24q-2 3x18W



Logico micro suspension triple linear

- LED E12 (cand) 3x3W or
- FLU E12 (cand) 3x9W or
- HAL E12/G16^{1/2} 3x40W or
- INC E12/G16^{1/2} 3x60W

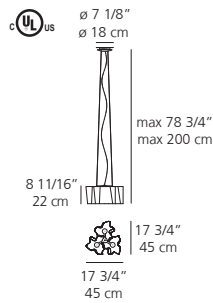


Logico suspension triple nested

- LED E26/A19 3x17W dim. or
- FLU E26/twist 3x20W dim. or
- FLU E26/G30 3x16W non dim. or
- HAL E26/A19 3x75W or
- INC E26/A21 3x150W

fluorescent version

- FLU GX24q-3 3x26W

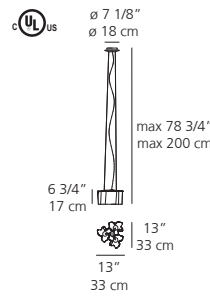


Logico mini suspension triple nested

- LED E26/A19 3x17W dim. or
- FLU E26/twist 3x20W dim. or
- FLU E26/G30 3x16W non dim. or
- HAL E26/A19 3x75W or
- INC E26/A19 3x100W

fluorescent version

- FLU GX24q-2 3x18W

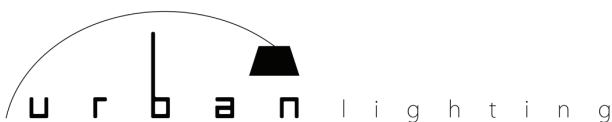


Logico micro suspension triple nested

- LED E12 (cand) 3x3W or
- FLU E12 (cand) 3x9W or
- HAL E12/G16^{1/2} 3x40W or
- INC E12/G16^{1/2} 3x60W



Artemide





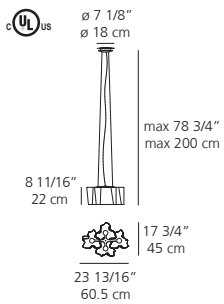
Logico triple linear suspension



Logico mini quadruple nested suspension



Logico nano quintuple linear suspension

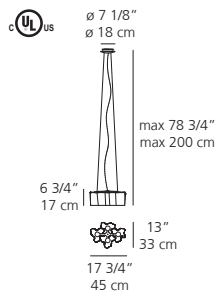


Logico mini susp. quadruple nested

- LED E26/A19 4x17W dim. or
- FLU E26/twist 4x20W dim. or
- FLU E26/G30 4x16W non dim. or
- HAL E26/A19 4x75W or
- INC E26/A19 4x100W

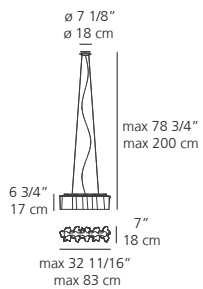
fluorescent version

- FLU GX24q-2 4x18W



Logico micro susp. quadruple nested

- LED E12 (cand) 4x3W or
- FLU E12 (cand) 4x9W or
- HAL E12/G16^{1/2} 4x40W or
- INC E12/G16^{1/2} 4x60W



Logico micro susp. quintuple linear

- LED E12 (cand) 5x3W or
- FLU E12 (cand) 5x9W or
- HAL E12/G16^{1/2} 5x40W or
- INC E12/G16^{1/2} 5x60W



Logico nano susp. quintuple linear

- LED E12 (cand) 5x3W or
- FLU E12 (cand) 5x9W or
- HAL E12 (cand) 5x40W or
- HAL E12/G16^{1/2} 5x40W or
- INC E12/G16^{1/2} 5x60W

Examples of special projects.
Exemples de projets spéciaux.
Ejemplos de proyectos especiales.

