

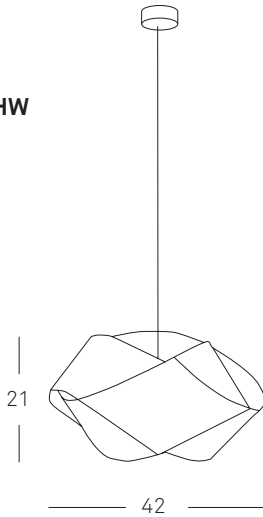


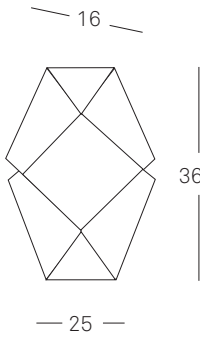


**NUT/ORBIT** Lzf Lamps/Miguel Herranz

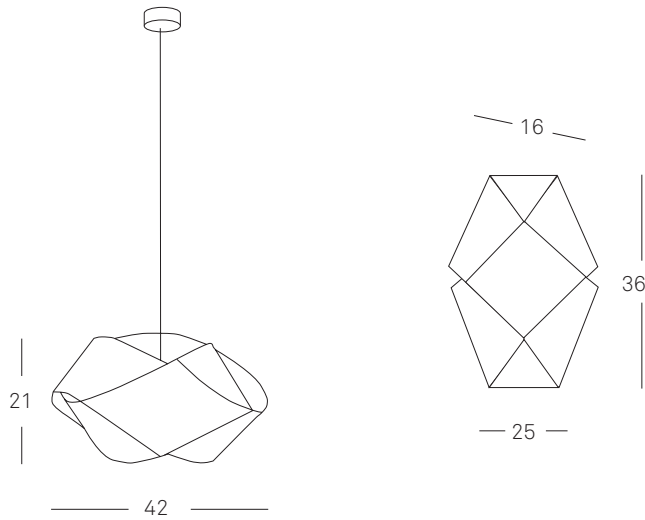
SUSPENSION / SUSPENSIÓN	INFO	Max. watt	Kg m <sup>3</sup>	REF.	cm
	<p>Natural wood <b>Madera natural</b></p> <p>Family <b>Familia</b> suspension and wall <b>suspensión</b> y <b>aplique</b></p>	 1 x 60 w E-27  medium globe <b>globo m</b>	<b>2,5 Kg</b> <b>Vol. 0,075 m<sup>3</sup></b>	<b>NUT S CHW</b>	

WALL / APLIQUE	INFO	Max. watt	Kg m <sup>3</sup>	REF.	cm
	<p>Natural wood <b>Madera natural</b></p> <p>Family <b>Familia</b> suspension and wall <b>suspensión</b> y <b>aplique</b></p>	 1 x 60 w E-27  small globe <b>globo pq</b>	<b>4 Kg</b> <b>Vol. 0,04 m<sup>3</sup></b>	<b>ORB A CHW</b>	



**NUT/ORBIT** Lzf Lamps/Miguel Herranz

FAMILY / FAMILIA



SHADE FINISHES / ACABADOS PANTALLAS

REF. CHW

Natural timber veneer **Madera natural**



**CHW-20**  
American white wood  
Bolivar blanco

**CHW-25**  
Orange  
Naranja



**CHW-21**  
Cherry  
Cerezo

**CHW-26**  
Red  
Roja



**CHW-22**  
Beech  
Haya

**CHW-27**  
Green  
Verde



**CHW-24**  
Yellow  
Amarillo

**CHW-29**  
Grey  
Gris

