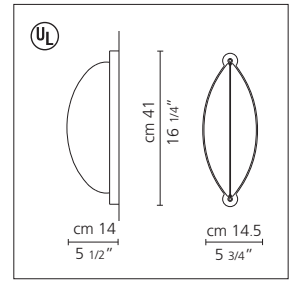


Mitasi wall/ceiling



Ernesto Gismondi

Wall or ceiling mounted luminaire for diffused incandescent or fluorescent lighting, suitable for indoor and outdoor wet locations.

- body in die-cast aluminum with special, corrosion resistant, electrostatic powder coated finish in black
- diffuser in heavy, molded, white glass, internally sanded with clear center groove detail
- fully gasketed, with hardware in stainless steel
- optional inner shield in anodized aluminum for downward or upward light concentration
- wall mounting to 4" octagonal junction box
- UL listed for wet locations



Mitasi wall/ceiling

- incandescent source ceiling
• 2x40W (E12/B10).....
- incandescent source wall
• 2x60W (E12/B10).....
- fluorescent source
• 1x26W (2Gx7).....